



X Clinical Microbiology 14-25

14 Dermatophytes, 15 Medically-Important Yeasts, 16 Systemic Mycoses, 17 Intestinal & Urogenital Protozoa, 18 Blood & Tissue Protozoa, 19 Cestodes & Trematodes, 20 Nematodes, 21 Arthropods, 22 Leukocytes, 23 Blood Typing, 24 Streptococcus Serology, 25 ELISA (enzyme-linked-immunosorbant-assay)

Clinical 14 Dermatophytes

[top of page](#)

- Objectives/Key Words
- Dermatophytic Infections✓
- **Handle Dermatophytes with Care✓**
- **Dermatophyte Wet Mount***✓**
- Macroconidia & Microconidia✓
- Dermatophytic Fungi
- **Clinical Quick Quiz 14A: Dermatophytes**
- **Clinical Quick Quiz 14B: Best Practice**
- **Clinical Question Bank 14.1✓-14.2**

- 11 interactive pdf pages
- 22 illustrations, 15 images of dermatophytes
- ✳ 1 techniques animation
- ✳ 2 techniques videos
- ✓ 5 best practice animations
- ❖ 1 scenic microbiology, 3 images
 - ❖ Dermatophytes & Antimicrobial Agents



Microsporum canis

Clinical 15 Medically-Important Yeasts

[top of page](#)

- Objectives/Key Words
- Medically-Important Yeasts✓
- **Candida albicans Streak Plate**✓**
- **Candida albicans Colony Morphology✓**
- **Candida albicans Wet Mount**✓**
- **Candida albicans Blastospores*✓**
- **Inoculating Corn Meal Agar***✓**
- **Candida Pseudohyphae & Chlamydoconidia***
- **Candida Germ Tubes 1*✓-2**
- **Cryptococcus neoformans**
- **Pneumocystis jirovecii**
- **Clinical Quick Quiz 15A: Medically-Important Yeasts**
- **Clinical Quick Quiz 15B: Best Practice**
- **Clinical Question Bank 15.1✓-15.2***

- 17 interactive pdf pages,
- 17 illustrations, 11 images of microbes
- ✳ 4 techniques animations
- ✳ 5 techniques videos
- ✓ 8 best practice animations
- ❖ 1 scenic microbiology, 2 images, 1 video*
 - ❖ Feeding the Pigeons, Barcelona*



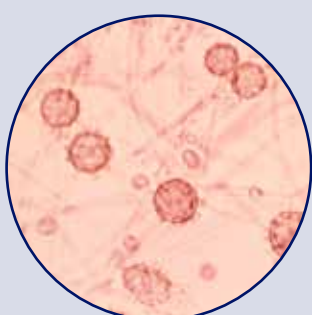
Candida albicans

Clinical 16 Systemic Mycoses

[top of page](#)

- Objectives/Key Words
- Systemic Mycoses✓
 - Blastomyces dermatitidis
 - Coccidioides immitis
 - Histoplasma capsulatum
- **Clinical Quick Quiz 16: Systemic Mycoses**
- **Clinical Question Bank 16.1✓-16.5**

- 12 interactive pdf pages
- 18 illustrations, 10 images of microbes
- ✓ 2 best practice animations
- ❖ 2 scenic microbiology, 7 images
 - ❖ Mold Growth, Cartagena, Colombia
 - ❖ HUMIRA & Systemic Mycoses



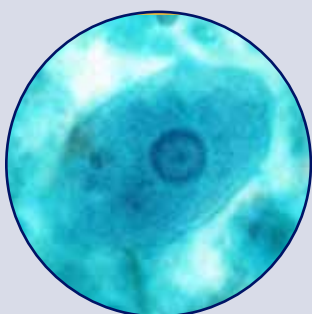
Histoplasma capsulatum

Clinical 17 Intestinal & Urogenital Protozoa

[top of page](#)

- Objectives/Key Words
- Intestinal & Urogenital Protozoa
- Intestinal Amebae
 - Entamoeba histolytica 1-2
- **Balantidium coli**
- **Giardia lamblia 1-2**
- **Trichomonas vaginalis**
- **Cryptosporidium parvum**
- **Clinical Quick Quiz 17**
- **Clinical Question Bank 17.1✓-17.4**

- 16 interactive pdf pages
- 27 illustrations, 22 images of microbes
- ✓ 1 best practice animation
- ❖ 1 scenic microbiology, 1 image
 - ❖ Gifts for the parasitologist who has everything!



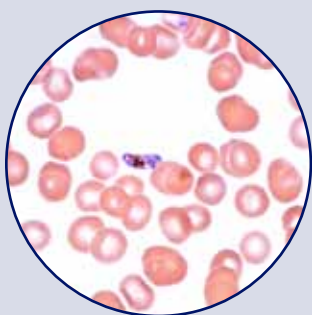
Entamoeba histolytica

Clinical 18 Blood & Tissue Protozoa

[top of page](#)

- Objectives/Key Words
- Blood & Tissue Protozoa
- Pathogenic Free-Living Protozoa
- Blood & Tissue Protozoa
 - Trypanosoma brucei
 - Leishmania
 - Plasmodium species
 - Plasmodium falciparum 1*-3*
 - Plasmodium vivax
- **Clinical Quick Quiz 18**
- **Clinical Question Bank 18.1✓-18.6**

- 21 interactive pdf pages
- 35 illustrations, 15 images of microbes
- ◆ 2 Plasmodium asexual & sexual stages animation
- ❖ 4 scenic microbiology 12 images
 - ❖ Carlos Chagas & South American Trypanosomiasis
 - ❖ Ephesus Cats & Toxoplasmosis
 - ❖ Ronald Ross "Cunning Seeds"
 - ❖ The World United Against Malaria



Plasmodium falciparum

Clinical 19 Cestodes & Trematodes

[top of page](#)

- Objectives/Key Words
- Human Tapeworms 1-3
 - Beef Tapeworm
 - Dwarf Tapeworm
 - Fish Tapeworm
 - Pork Tapeworm
 - Dog Tapeworm
- Hydatid Worm 1-2
- Flukes
 - Blood Flukes
 - Chinese Liver Fluke
- **Clinical Quick Quiz 19**
- **Clinical Question Bank 19.1✓-19.2****

- 18 interactive pdf pages
- 28 illustrations, 24 cestode & trematode images
- ✓ 1 best practice animations
- † 1 motility video
 - † Forked-Tail Cercaria
- ❖ 1 scenic microbiology, 3 images, 2 videos*
 - ❖ Sheep & Sheepdog**



Echinococcus granulosus

Clinical 20 Nematodes

[top of page](#)

- Objectives/Key Words
- Roundworms 1-2
 - Large Intestinal Roundworm 1✓-2
 - Pinworm
 - Hookworm
 - Porkworm
 - Whipworm
- Tissue Roundworms
 - Loa loa/African Eyeworm
 - River Blindness
- **Clinical Quick Quiz 20: Nematodes**
- **Clinical Question Bank 20.1✓-20.6***

- 20 interactive pdf pages
- 31 illustrations, 21 images of nematodes
- ✓ 2 best practice animations
- ❖ 4 scenic microbiology, 9 images, 1 video*
 - ❖ London Underground*
 - ❖ Rod of Esclepius, Ephesus
 - ❖ Medical Symbols, Livorno & Florence
 - ❖ Liston Huntie Sprauve, St John's, USVI



Loa loa (eyeworm)

Clinical 21 Arthropods

[top of page](#)

- Objectives/Key Words
- **Studying Arthropods**
- Insects, Ticks & Mites
- Insects
 - Bed Bug & Kissing Bug
 - Black Fly
 - Deer Fly
 - Fleas 1-2
 - Lice
 - Mosquitoes 1-3
 - Sand Fly
 - Tsetse Fly
- Hard Ticks
- Soft Ticks
- Mites
- **Clinical Quick Quiz 21: Arthropods**
- **Clinical Question Bank 21.1✓-21.10******

- 29 interactive pdf pages
- 67 illustrations, 32 images of arthropods
- ✓ 1 best practice animation
- ❖ 8 scenic microbiology, 27 images, 4 videos*
 - ❖ Deliverance from Plague, Venice*
 - ❖ Great Fire of London, 1666
 - ❖ Graveyard of the Englishman, Antigua*
 - ❖ Panama Canal**
 - ❖ Plague Doctor, Venice, Italy
 - ❖ "Don't Strip Tease with Anopheles", Port Vila, Vanuatu
 - ❖ Insect Killer & Insect Repellent
 - ❖ Treatment for Head Lice



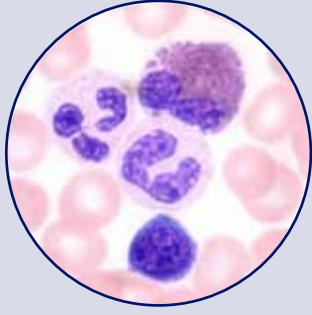
Xenopsylla cheopis
Oriental rat flea

Clinical 22 Leukocytes

[top of page](#)

- Objectives/Key Words
- Blood Cells
- **Preparing a Blood Smear 1**✓-2**✓**
- **Wright's Stain**✓**
- Granular Leukocytes
- Agranular Leukocytes
- **Differential Cell Count 1-2✓**
- **Clinical Quick Quiz 22A: Leukocytes**
- **Clinical Quick Quiz 22A: Best Practice**
- **Clinical Question Bank 22.1✓-22.4**

- 16 interactive pdf pages
- 17 illustrations, 12 images of leukocytes
- ✳ 3 techniques animations
- ✳ 4 techniques videos
- ✓ 5 best practice animations



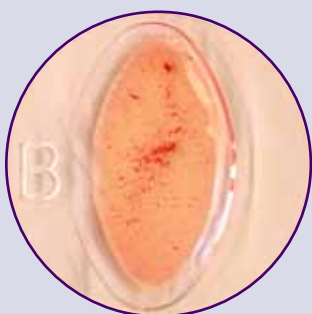
leukocytes

Clinical 23 Blood Typing

[top of page](#)

- Objectives/Key Words
- Blood Types✓
- **Blood Typing 1**✓, 2**✓, 3**
- **Synthetic Blood Typing 1**-2**
- **Clinical Quick Quiz 23A: Blood Typing**
- **Clinical Quick Quiz 23B: Best Practice**
- **Clinical Question Bank 23.1-23.2✓**

- 12 interactive pdf pages
- 15 illustrations, 11 images of red blood cells
- ✳ 3 techniques animations
- ✳ 3 techniques videos
- ✓ 4 best practice animations
- ❖ 1 scenic microbiology, 3 images
 - ❖ Blood services truck



Blood group B+

Clinical 24 Streptococcus Serology

[top of page](#)

- Objectives/Key Words
- Lancefield Classification 1-2✓
- **Extraction Enzyme*✓**
- **Latex Agglutination Test*✓**
- Group Specific Antigen
- **Clinical Quick Quiz 24A: Streptococcus Serology**
- **Clinical Quick Quiz 24B: Best Practice**
- **Clinical Question Bank 24.1✓**

- 10 interactive pdf pages
- 9 illustrations, 6 images of microbe serology
- ✳ 2 techniques animations
- ✓ 4 best practice animations



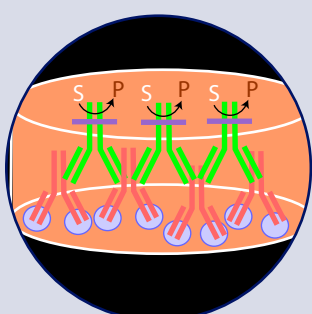
Streptococcus pyogenes

Clinical 25 ELISA

[top of page](#)

- Objectives/Key Words
- ELISA
- HIV Antigens*
- Antibody Structure
- Antibody Formation*
- Monoclonal Antibodies*
- Indirect ELISA*
- **Micropipetter 1-2****
- **Indirect ELISA 1 Antigen****
- **Indirect ELISA 2 Antigen****
- **Indirect ELISA 3 IgG-Enzyme Conjugate****
- Indirect ELISA 4 Observations
- **Clinical Quick Quiz 25**
- **Clinical Question Bank 25.1✓-25.3**

- 18 interactive pdf pages
- 17 illustrations
- 4 antigen/antibody animations
- ✳ 4 techniques animations
- ✳ 4 techniques videos
- ✓ 1 best practice animation
- ❖ 1 scenic microbiology, 2 images
 - ❖ Pregnancy Test & Ovulation Detector



indirect ELISA